

Copy a Coil from One Project to Another

- Select a Quote from the 'Project' list.

Login Project List Coils in Workarea Quick!

Quote Number	Number	Customer Name	Project Name	User ID	Date Created	Total Package Project Number
WorkArea	0	RAE CORPORA...	Work Area	Guest	12/31/2050	0
WorkArea	0	WorkArea	WorkArea	Guest	12/31/2050	0
1003076	0	RAE CORPORA...		Faisalb	9/18/2009 10:20...	0
1003073	0	RAE CORPORA...	96051 Extex	Faisalb	9/18/2009 9:08 ...	0
1003044	0	RAE CORPORA...	Monroe Co.	Faisalb	9/15/2009 1:40 ...	0
1003025	0	RAE CORPORA...	ELIT AIRE	Faisalb	9/11/2009 2:57 ...	0
1002972	0	RAE Corporation	Sample coils	brianm	9/2/2009 5:46 PM	0
1002909	0	RAE Corporation	Economizer	brianm	8/25/2009 10:54...	0
1002900	0	RAE CORPORA...	XETEX, 96692	Faisalb	8/24/2009 4:31 ...	0
1002868	0	RAE CORPORA...	XETEX	Faisalb	8/19/2009 4:42 ...	0
1002849	0	RAE CORPORA...	TOM MURPHY ...	darina	8/17/2009 8:20 ...	0
1002843	0	RAE CORPORA...	EI Centro	Faisalb	8/14/2009 2:29 ...	0
1002814	0	RAE CORPORA...	Elliot Hospital	Faisalb	8/12/2009 1:25 ...	0
1002808	0	RAE CORPORA...	Johnsonville Brats	Faisalb	8/12/2009 8:13 ...	0
1002800	0	RAE Corporation	DEM Presentation	brianm	8/11/2009 8:46 ...	0

- Select a coil from the 'Coils in' list.

Projects Documents Quick Energy Recovery Loop Companies Project Filters Send/Receive Files

Current Quote

This is the current Quote 1003076

Login Project List Coils in 1003076 Click Here

Item	Model Number	Item Tag	Qty	User
1	12D25x48-12-6-W-Z-U	ERV-7 Cooling Mode DX	1	Faisalb
2	12D25x48-12-6-W-Z-U	ERV-7 Cooling Mode DX	1	Faisalb

- Click the 'Save' tab.

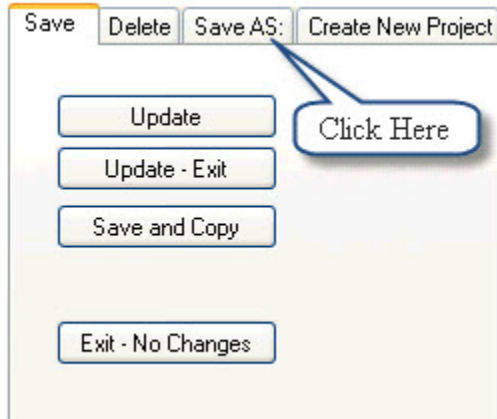
Performance Drawing #15 Special Notes Errors Coil Box SAVE

Click Here

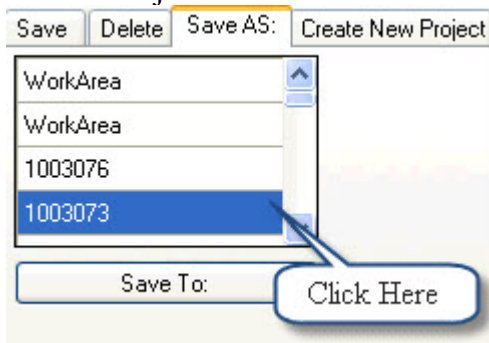
Performance Data (Per Coil)

Save this Performance Data as Default for Direct Expansion

- Click the 'Save As' tab.

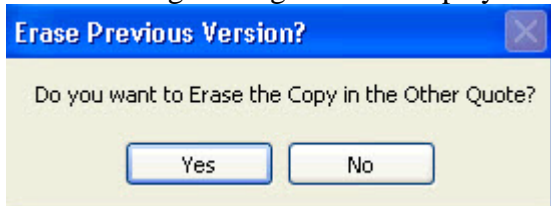


- Select a Project or WorkArea from the list.



- Click the button.

- The following message will be displayed:



- When the coil has been saved, the following message will be displayed:

